




Appendix B - Fees and charges by service 2022/23 compared to 2021/22

	Budget 2021/22 (£'000)	Budget 2022/23 (£'000)	Increase/ (Decrease) (£'000)	Increase/ (Decrease) (%)
Environment & Commercial Partnerships	2,224	2,541	318	14%
Alcohol, Entertainments & Late Night Refreshment	69	69	-	0%
Animal Welfare Licensing	12	12	-	0%
Car Parks	412	506	94	23%
Caravan Licences	-	2	2	
Civil Parking Enforcement	18	30	12	66%
Domestic Waste	130	184	54	42%
Environmental Protection	7	8	1	9%
Eye Park	3	3	0	3%
Food & Safety (General)	14	15	1	8%
Footpaths	13	13	0	3%
Gambling & Small Lotteries	8	5	(3)	-36%
Garden Waste	910	1,044	134	15%
Health & Safety Regulation	1	1	-	0%
Miscellaneous Other Licences	0	2	2	
Open Spaces	47	48	1	3%
Street & Major Road Cleansing	38	39	1	3%
Taxi & Private Hire Licensing	52	52	-	0%
Trade Waste	484	498	15	3%
Water Sampling	7	10	3	49%
Housing	15	10 	(5)	-34%
HMO Licence	1	1	(0)	-45%
Homelessness Private Sector	4	2	(2)	-59%
Mobile Home Sites	2	2	-	0%
Strategic Housing	9	7	(3)	-28%
Law & Governance	216	195 	(20)	-9%
Electoral Registration	2	2	-	0%
Land Charges	213	193	(20)	-10%
Planning & Building Control	2,091	2,354 	262	13%
Building Control Commercial Income	7	7	-	0%
Building Regulations Chargeable Service	356	405	49	14%
Community Infrastructure Levy	102	102	(0)	0%
Conservation	15	15	-	0%
Development Management	1,510	1,712	202	13%
Planning Performance Agreement	15	10	(5)	-33%
Pre-Application Charging	55	60	5	9%
Street Naming & Numbering	32	44	12	39%
Grand Total	4,546	5,100	554	12%